

Applicable Model

820

Drawing Title

Inroom Panel

Drawing Unit

mm

Drawing Scale

Not to scale

**DRAFT
 SUBJECT TO
 CHANGE**

Last Revised

Mar. 24, 2023

Drawing Version

V1.0

Page

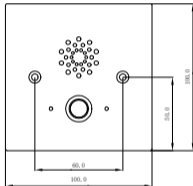
1 of 3



⑥ **BOTTOM VIEW**



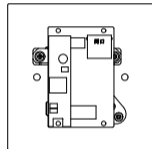
② **RIGHT VIEW**



① **FRONT VIEW**



③ **LEFT VIEW**



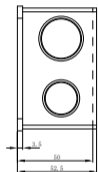
④ **BACK VIEW**



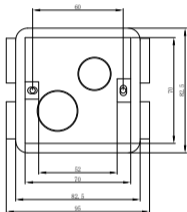
⑤ **TOP VIEW**



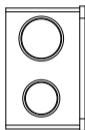
6 BOTTOM VIEW



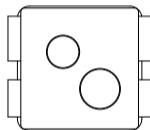
2 RIGHT VIEW



1 FRONT VIEW



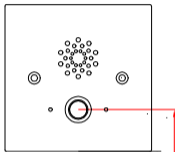
3 LEFT VIEW



4 BACK VIEW



5 TOP VIEW

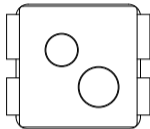


① E20 INTERCOM PANEL
FRONT VIEW

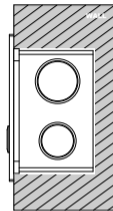
1171.5mm TO BOTTOM OF PANEL
1200mm MAX TO CENTER OF USABLE BUTTON

ADA Compliance Requirement

GROUND



② FRONT VIEW: FLUSH MOUNTING
BRACKET PLACEMENT



③ SIDE VIEW: INTERCOM IN WALL